


RH LOGIC 400/300



DESIGNED FOR HUMAN PERFORMANCE



RH LOGIC 400/300



This elegant office chair is as user-friendly as it is ergonomic. RH Logic 400/300 is designed to give your body the best possible support and relaxation, while at the same time encouraging you to move around. The chair is easily adjustable to give everyone a unique working position. It is also available in ESD editions.




PERFORMANCE • DESIGNED FOR HUMAN

UNCOMPROMISING ERGONOMICS



RH Logic is full of ergonomic features, where all parts of the chair are optimised for you to sit in the best possible way. It's about sitting upright while at the same time being in motion to increase oxygen supply to the blood thus improving concentration. The chair always provides an upright posture with backrest support and variation through different sitting positions for different work situations. RH Logic is ergonomic design in the upper class. Designed to enable you to perform throughout the workday.



HOW THE RH LOGIC 400/300 WORKS



DESIGNED FOR HUMAN PERFORMANCE



DESIGNED FOR YOUR PERFORMANCE

RH Logic 400/300 is an office chair that gives everyone a seating experience that feels personalised. A solution for ambitious individuals with long working hours, as well with RH's famous dynamic ergonomics. A chair that becomes your unique office throne, completely customised for your body, your movement pattern and your workday, but at the same time easy to adjust for multiple users.


RH Logic is full of ergonomic features, where all parts of the chair are optimised for you to sit in the best possible way. It's about sitting upright while at the same time being in motion to increase oxygen supply to the blood thus improving concentration. The chair always provides an upright posture with backrest support and variation through different sitting positions for different work situations.



LONG LASTING & SUSTAINABLE



RH Logic is certified with the Nordic Swan Label, mainly because every part of the chair can be recycled and revived as a new product. Additionally, the chair is manufactured with materials that are free of toxic substances. The minimal amount of material we use to produce the chair and the chair's long shelf life contributes to less transportation and packaging, making the RH Logic a chair with a healthy environmental conscience.



CERTIFICATES

- EN 1335
- IEC 61340 (ESD)
- BS 5459
- MÖBELFAKTA
- EPD, ISO 14025
- GREENGUARD GOLD
- NORDIC SWAN LABEL

All chairs from RH are as kind to the environment as they are good for the body. Like all our chairs, the RH Logic 400/300 is recyclable. Many of its components are made from recycled materials, our manufacturing processes use low energy technology.

The seat and backrest pads are exchangeable - so you will not need to replace your chair just because the upholstery needs to be changed. This benefits both your wallet and the environment.



With RH Logic 400/300, you can choose between a number of features such as two different back rests and a wide range of colours, fabrics and stitching. Bases and castors are also available in different colours and materials.

Configure your own RH Logic 400/300 at <https://store.flokk.com/sweden/en-gb/products/rh-logic>

RH LOGIC 400

As standard, the RH Logic 400 has a large back and is equipped with an adjustable lumbar support, castors for soft floors and a graphite aluminium base.

RH LOGIC 300

As standard, the RH Logic 300 has a medium back and is equipped with castors for soft floors and a graphite aluminium base. Lumbar support is available as an option.

RH LOGIC 400 ELEGANCE




Has an upholstered backshell

RH LOGIC 300 ELITE

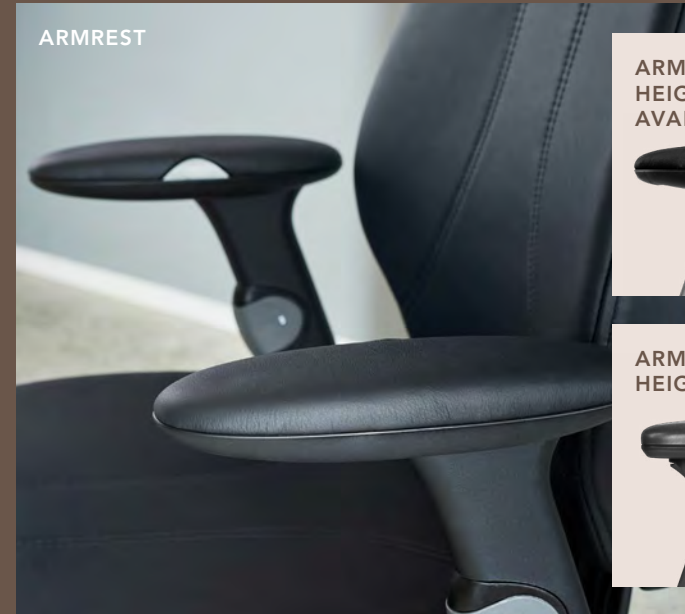
Has 20 mm extra foam in the seat and back pad. The chair is suited for 24/7 use.



OPTIONS



DESIGNED FOR HUMAN PERFORMANCE




ARMREST 8E
HEIGHT, DEPTH, WIDTH
AVAILABLE FOR ESD

((← →))

ARMREST 8S
HEIGHT, WIDTH, ROTATING

360°



A wide range of options and accessories are available for RH Logic 400/300. Include them when you order your chair or add them along the way.

For more info about RH Logic 400/300 ESD models and options see www.flokk/rh/rhlogic



[FLOK.COM/RH](https://flok.com/rh)